

Vertical Pump & Process Pumps

# WVP



### Applications

- 산업공정용 Industrial process
- 배수용 Industrial sump drainage

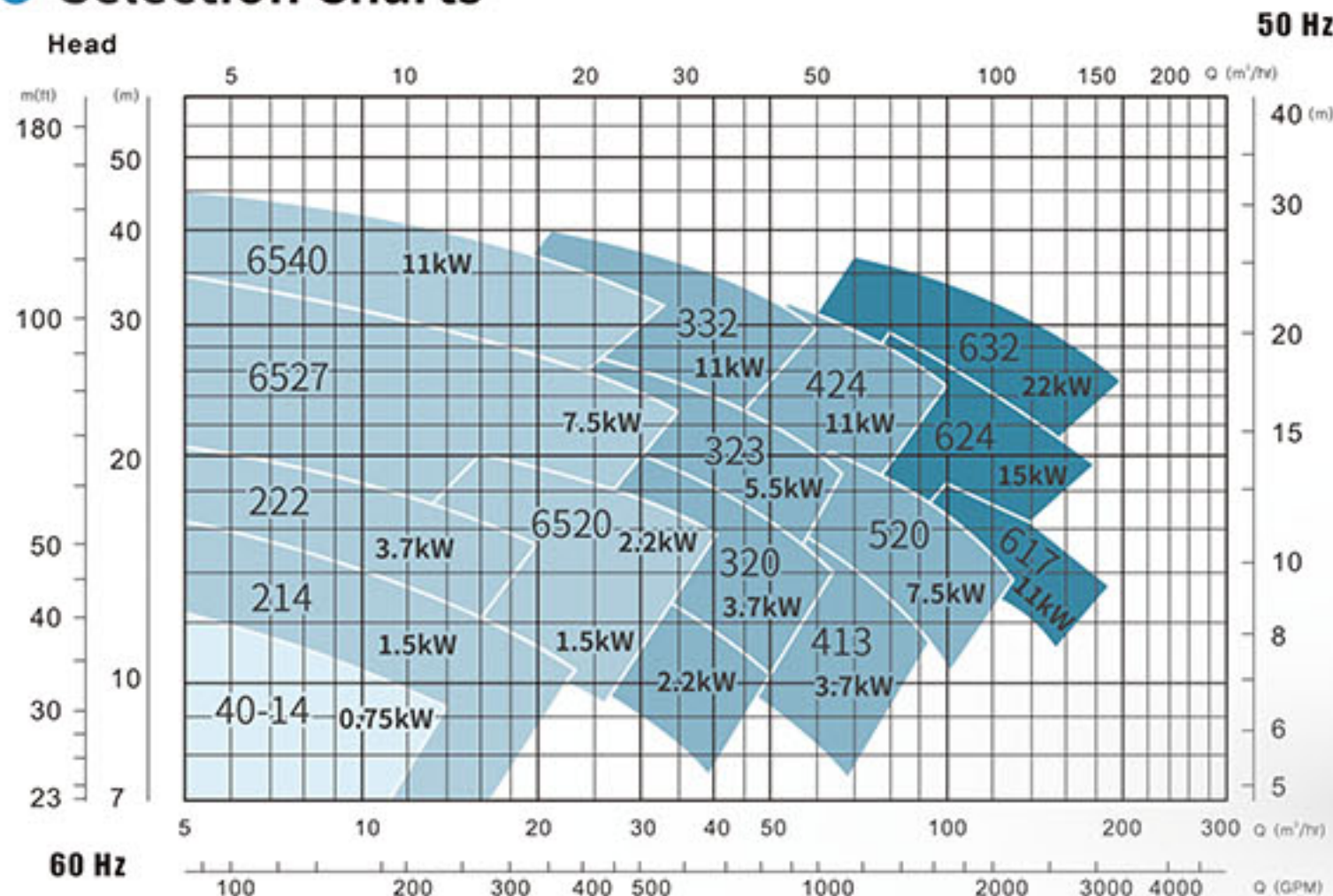
### Feature

- ☑ 물에 잠기는 펌프타입  
The pump is self-soaked in the water
- ☑ 풋 밸브가 필요없고 유지보수가 쉽고 고장이 없음  
The foot valve is not necessary and maintenance is easy and trouble free
- ☑ 세미 오픈형 임펠러  
The impeller is semi open type
- ☑ 패키징이 필요없어 주위가 깨끗함  
The gland packing is not required and dirty water does not flow around the bearing
- ☑ 자동 배수에 적합  
Suitable for automatic drainage

### Ratings

Capacity	1.7 to 3.5 m <sup>3</sup> /min (449 to 924 US GPM)
Head	45m (147ft)
Temperature	~115°C (239°F)

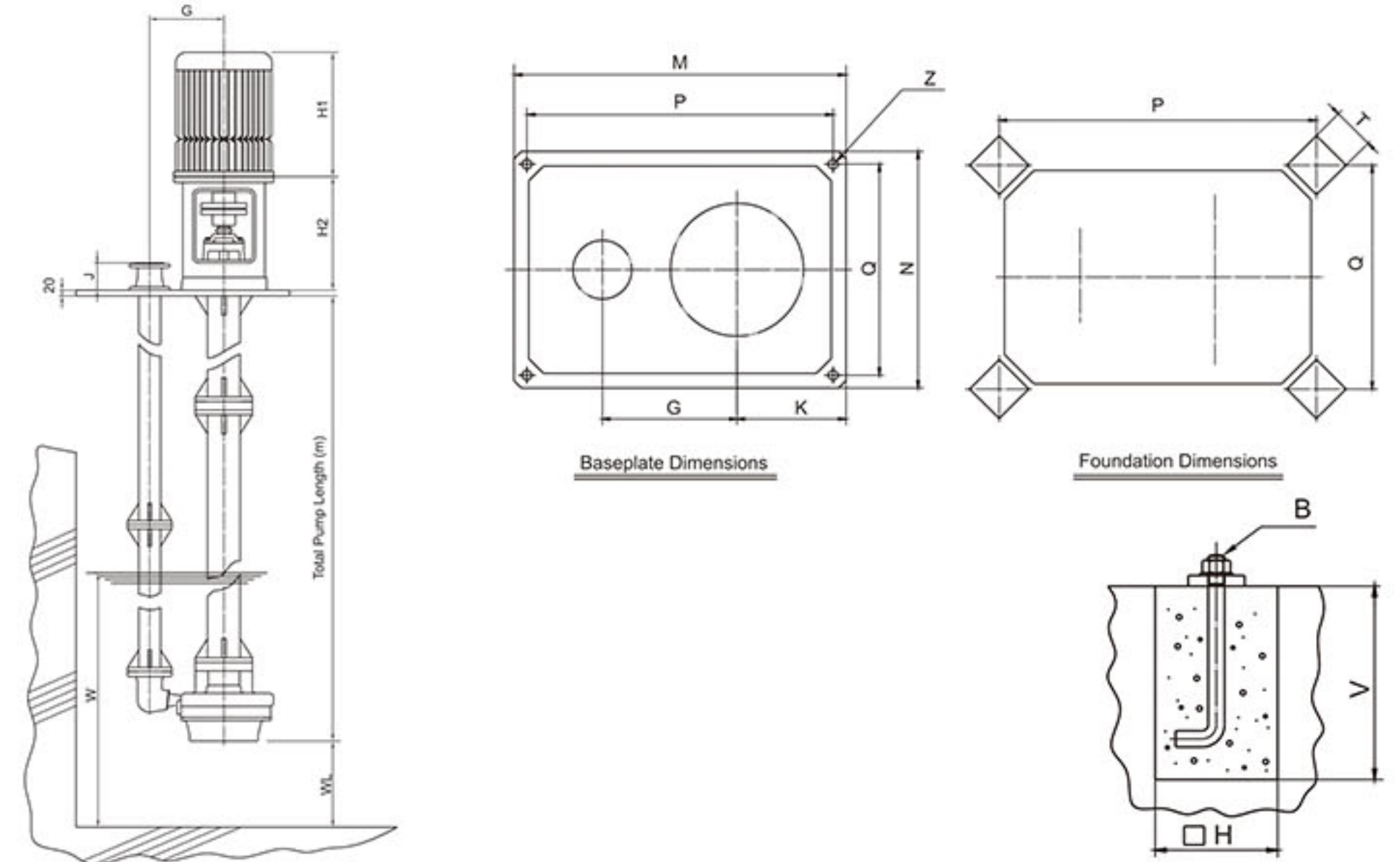
### Selection Charts



참고: 이 차트에 표시된 성능 범위는 실제 성능과 차이날 수 있습니다. Capacity

CW-Hydro, Inc.

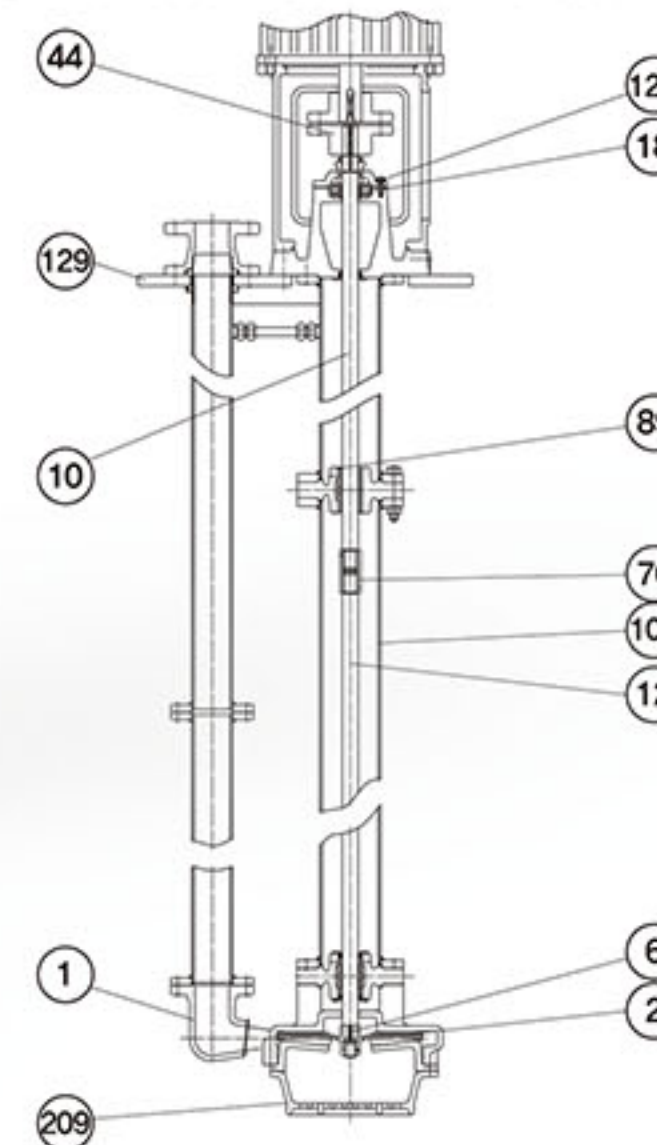
### Installation Dimension



구분 규격	Pump and Motor							Baseplate							Anchor Bolt			
	Frame	kW	H1	H2	J	W	WL	G	K	M	N	P	Q	T	Z	B	H	V
214	112S	2.2	315	345	100	370	100	260	230	630	480	560	410	130	4-Ø15D	4-M12×160L	120	160
222	112M	3.7	340	355	100	370	100	260	230	630	480	560	410	130	4-Ø15D	4-M12×160L	120	160
6515	100L	2.2	315	345	100	370	100	260	230	630	480	560	410	130	4-Ø15D	4-M12×160L	120	160
6527	132S	5.5	382	375	100	400	100	260	230	630	480	560	410	130	4-Ø15D	4-M12×160L	120	160
6532	132M	7.5	420	375	100	400	100	260	230	630	480	560	410	130	4-Ø15D	4-M12×160L	120	160
413	132M	7.5	420	417	130	500	250	330	300	810	620	710	520	165	4-Ø19D	4-M16×200L	150	200
424	160M	11	492	447	130	500	250	330	300	810	620	710	520	165	4-Ø19D	4-M16×200L	150	200
520	160M	11	492	447	130	600	300	360	305	860	600	760	500	165	4-Ø19D	4-M16×200L	150	200
526	160L	15	536	447	130	600	300	360	305	860	600	760	500	165	4-Ø19D	4-M16×200L	150	200
617	160M	15	536	447	130	620	300	460	325	1000	680	900	580	200	4-Ø24D	4-M20×315L	180	315
632	160M	22	575	447	130	650	300	490	400	1100	790	1000	690	200	4-Ø24D	4-M20×315L	180	315

참고: \*, 단위: mm / 이 카탈로그의 내용은 예고없이 변경 될 수 있습니다.

### Parts List and Materials



No	Name of part	Material	Material	Material
1	Casing	GC200	SSC13	SSC14
2	Impeller	BC6	SSC13	SSC14
6	Pump Shaft	SM45C	STS304	STS316
9	Suction Cover	GC200	SSC13	SSC14
10	Head Shaft	SM45C	STS304	STS316
12	Ling Shaft	SM45C	STS304	STS316
18	Bearing	STEEL	STEEL	STEEL
44	Coupling	GC200	GC200	GC200
53	Motor Pedestal	GC200	GC200	GC200
70	Line Shaft Coupling	SM45C	STS304	STS316
89	Oil Seal	NBR	NBR	NBR
101	Column Pipe	SPP	STS304	STS316
123	Bearing Cover	GC200	GC200	GC200
129	Base plate	SS400	SS400	SS400
209	Strainer	GC200	SSC13	SSC14

참고: \*, 이외의 기타 자료는 요청시 제공됩니다.

CW-Hydro, Inc.